

# BRIGHT SOURCE

## FLOODLIGHTS



# LED FLOODLIGHT

10W

Includes 1m lead wire



## FEATURES:

- High quality
- Robust and durable
- Mounting bracket with adjustable tilt
- Energy saving
- Additional PIR Sensor available (253167)

## APPLICATIONS



COMMERCIAL



OUTDOOR



WAREHOUSE  
& STORAGE AISLES



WORK SITES

BRIGTH SOURCE

**10W**

# LED FLOODLIGHT

Includes 1m lead wire

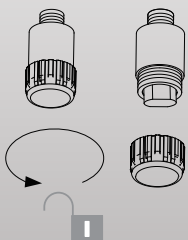
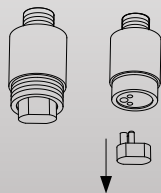
Part No.	253006	253013
<b>DESCRIPTION</b>	10W 4000K single colour	10W 6000K single colour
<b>DIMENSIONS</b>	125mm x 140mm x 40 mm	
<b>WEIGHT</b>	0.3kg	
<b>BODY COLOUR</b>	Black	
<b>POWER CONSUMPTION</b>	10W	
<b>INPUT VOLTAGE</b>	AC 220V-240V	
<b>COLOUR TEMPERATURE</b>	4000K	6000K
<b>COLOUR RENDITION (CRI)</b>	Ra >80	
<b>LUMEN OUTPUT</b>	900lm	
<b>IP RATING</b>	IP65	
<b>BEAM ANGLE</b>	120°	
<b>CONSTRUCTION</b>	Aluminium & Glass	
<b>WORKING TEMPERATURE</b>	- 20°C to + 40°C	
<b>LIFETIME HOURS</b>	25,000	
<b>SWITCH CYCLES</b>	15,000	
<b>WARRANTY</b>	1 year (+ 2 year extended warranty with online registration)	
<b>CERTIFICATION</b>	UKCA & CE & ERP	
<b>EFFICACY RATING</b>	90lm/W	

## ADDITIONAL ACCESSORIES

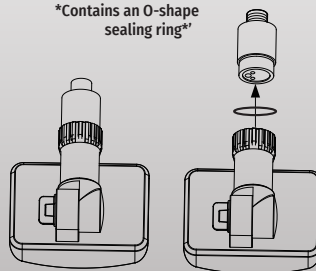
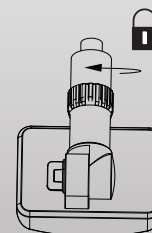
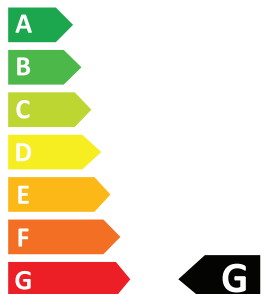
Part No.	253167
<b>DESCRIPTION</b>	Separate PIR Sensor to attach to 10W to 50W Floodlights
<b>DETECTION RANGE</b>	160°C
<b>DETECTION DISTANCE</b>	12-10m >24°
<b>DETECTION MOTION SPEED</b>	0.6-1.5m/s
<b>TIME DELAY</b>	Min: 10sec±3sec    Max: 7min±3min
<b>DIMENSIONS</b>	65mm x 45mm x 55 mm



### How to attach the PIR Sensor:

**1. Loosen the cap anti-clockwise****2. Pull out the plug****3. Connect the sensor-head**

\*Contains an O-shape sealing ring\*

**4. Tighten the sensor lock-ring****BRIGHT SOURCE**  
10W LED FLOODLIGHT**10**  
kWh/1000h

2021 No. 1093

**BRIGHT SOURCE**

# LED FLOODLIGHT

20W

Includes 1m lead wire



IP65  
RATED



1M  
LEAD WIRE



LOW GLARE  
GLASS



OPTIONAL  
PIR SENSOR



AVAILABLE  
IN  
4000K  
6000K

**3**  
**YEAR**  
**WARRANTY**  
WITH ONLINE  
REGISTRATION

## FEATURES:

- High quality
- Robust and durable
- Mounting bracket with adjustable tilt
- Energy saving
- Additional PIR Sensor available (253167)

## APPLICATIONS



COMMERCIAL



OUTDOOR



WAREHOUSE  
& STORAGE AISLES



WORK SITES

BRIGTH SOURCE

**20W**

# LED FLOODLIGHT

Includes 1m lead wire

Part No.	253020	253037
<b>DESCRIPTION</b>	20W 4000K single colour	20W 6000K single colour
<b>DIMENSIONS</b>	140mm x 160mm x 45 mm	
<b>WEIGHT</b>	0.3kg	
<b>BODY COLOUR</b>	Black	
<b>POWER CONSUMPTION</b>	20W	
<b>INPUT VOLTAGE</b>	AC 220V-240V	
<b>COLOUR TEMPERATURE</b>	4000K	6000K
<b>COLOUR RENDITION (CRI)</b>	Ra >80	
<b>LUMEN OUTPUT</b>	2,000lm	
<b>IP RATING</b>	IP65	
<b>BEAM ANGLE</b>	120°	
<b>CONSTRUCTION</b>	Aluminium & Glass	
<b>WORKING TEMPERATURE</b>	- 20°C to + 40°C	
<b>LIFETIME HOURS</b>	25,000	
<b>SWITCH CYCLES</b>	15,000	
<b>WARRANTY</b>	1 year (+ 2 year extended warranty with online registration)	
<b>CERTIFICATION</b>	UKCA & CE & ERP	
<b>EFFICACY RATING</b>	100lm/W	

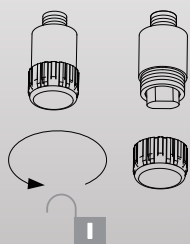
## ADDITIONAL ACCESSORIES

Part No.	253167
<b>DESCRIPTION</b>	Separate PIR Sensor to attach to 10W to 50W Floodlights
<b>DETECTION RANGE</b>	160° C
<b>DETECTION DISTANCE</b>	12-10m >24°
<b>DETECTION MOTION SPEED</b>	0.6-1.5m/s
<b>TIME DELAY</b>	Min: 10sec±3sec    Max: 7min±3min
<b>DIMENSIONS</b>	65mm x 45mm x 55 mm

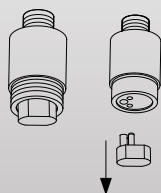


### How to attach the PIR Sensor:

1. Loosen the cap anti-clockwise

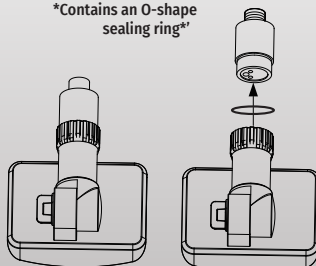


2. Pull out the plug

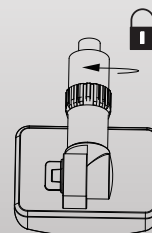


3. Connect the sensor-head

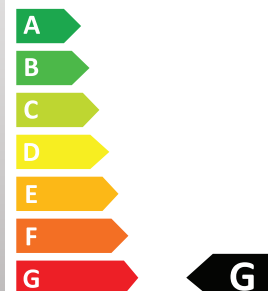
\*Contains an O-shape sealing ring\*



4. Tighten the sensor lock-ring



**BRIGHT SOURCE**  
20W LED FLOODLIGHT



**20**  
kWh/1000h



**BRIGHT SOURCE**

# LED FLOODLIGHT

30W

Includes 1m lead wire



## FEATURES:

- High quality
- Robust and durable
- Mounting bracket with adjustable tilt
- Energy saving
- Additional PIR Sensor available (253167)

## APPLICATIONS



COMMERCIAL



OUTDOOR



WAREHOUSE  
& STORAGE AISLES



WORK SITES

BRIGTH SOURCE

**30W**

# LED FLOODLIGHT

Includes 1m lead wire

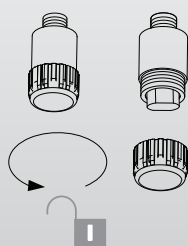
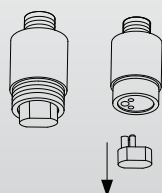
Part No.	253044	253051
<b>DESCRIPTION</b>	30W 4000K single colour	30W 6000K single colour
<b>DIMENSIONS</b>	175mm x 200mm x 45mm	
<b>WEIGHT</b>	0.5kg	
<b>BODY COLOUR</b>	Black	
<b>POWER CONSUMPTION</b>	30W	
<b>INPUT VOLTAGE</b>	AC 220V-240V	
<b>COLOUR TEMPERATURE</b>	4000K	6000K
<b>COLOUR RENDITION (CRI)</b>	Ra >80	
<b>LUMEN OUTPUT</b>	3,000lm	
<b>IP RATING</b>	IP65	
<b>BEAM ANGLE</b>	120°	
<b>CONSTRUCTION</b>	Aluminium & Glass	
<b>WORKING TEMPERATURE</b>	- 20°C to + 40°C	
<b>LIFETIME HOURS</b>	25,000	
<b>SWITCH CYCLES</b>	15,000	
<b>WARRANTY</b>	1 year (+ 2 year extended warranty with online registration)	
<b>CERTIFICATION</b>	UKCA & CE & ERP	
<b>EFFICACY RATING</b>	100lm/W	

## ADDITIONAL ACCESSORIES

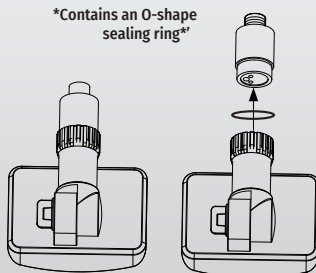
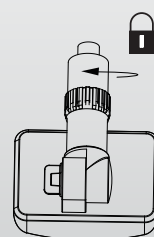
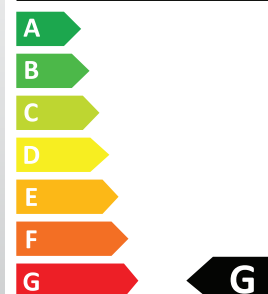
Part No.	253167
<b>DESCRIPTION</b>	Separate PIR Sensor to attach to 10W to 50W Floodlights
<b>DETECTION RANGE</b>	160°
<b>DETECTION DISTANCE</b>	12-10m >24°
<b>DETECTION MOTION SPEED</b>	0.6-1.5m/s
<b>TIME DELAY</b>	Min: 10sec±3sec    Max: 7min±3min
<b>DIMENSIONS</b>	65mm x 45mm x 55mm



### How to attach the PIR Sensor:

**1. Loosen the cap anti-clockwise****2. Pull out the plug****3. Connect the sensor-head**

\*Contains an O-shape sealing ring\*

**4. Tighten the sensor lock-ring****BRIGHT SOURCE**  
30W LED FLOODLIGHT**30**  
kWh/1000h**BRIGHT SOURCE**

# LED FLOODLIGHT

50W

Includes 1m lead wire



## FEATURES:

- High quality
- Robust and durable
- Mounting bracket with adjustable tilt
- Energy saving
- Additional PIR Sensor available (253167)

## APPLICATIONS



COMMERCIAL



OUTDOOR



WAREHOUSE  
& STORAGE AISLES



WORK SITES

BRIGTH SOURCE



**50W**

# LED FLOODLIGHT

Includes 1m lead wire

Part No.	253068	253075
<b>DESCRIPTION</b>	50W 4000K single colour	50W 6000K single colour
<b>DIMENSIONS</b>	210mm x 220mm x 45mm	
<b>WEIGHT</b>	0.7kg	
<b>BODY COLOUR</b>	Black	
<b>POWER CONSUMPTION</b>	50W	
<b>INPUT VOLTAGE</b>	AC 220V-240V	
<b>COLOUR TEMPERATURE</b>	4000K	6000K
<b>COLOUR RENDITION (CRI)</b>	Ra >80	
<b>LUMEN OUTPUT</b>	5,000lm	
<b>IP RATING</b>	IP65	
<b>BEAM ANGLE</b>	120°	
<b>CONSTRUCTION</b>	Aluminium & Glass	
<b>WORKING TEMPERATURE</b>	- 20°C to + 40°C	
<b>LIFETIME HOURS</b>	25,000	
<b>SWITCH CYCLES</b>	15,000	
<b>WARRANTY</b>	1 year (+ 2 year extended warranty with online registration)	
<b>CERTIFICATION</b>	UKCA & CE & ERP	
<b>EFFICACY RATING</b>	100lm/W	

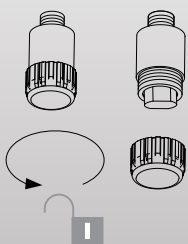
## ADDITIONAL ACCESSORIES

Part No.	253167
<b>DESCRIPTION</b>	Separate PIR Sensor to attach to 10W to 50W Floodlights
<b>DETECTION RANGE</b>	160°C
<b>DETECTION DISTANCE</b>	12-10m >24°
<b>DETECTION MOTION SPEED</b>	0.6-1.5m/s
<b>TIME DELAY</b>	Min: 10sec±3sec    Max: 7min±3min
<b>DIMENSIONS</b>	65mm x 45mm x 55mm

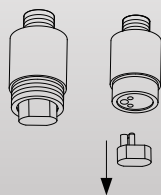


### How to attach the PIR Sensor:

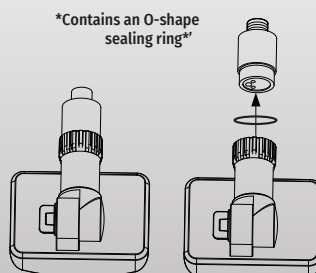
1. Loosen the cap anti-clockwise



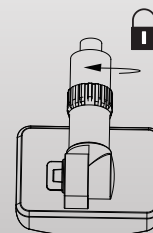
2. Pull out the plug



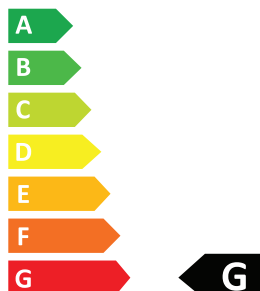
3. Connect the sensor-head



4. Tighten the sensor lock-ring



**BRIGHT SOURCE**  
50W LED FLOODLIGHT



**50**  
kWh/1000h



# BRIGHT SOURCE

# LED FLOODLIGHT

100W

Includes 1m lead wire



IP65  
RATED



1M  
LEAD WIRE



LOW GLARE  
GLASS



PHOTOCELL  
VERSION  
AVAILABLE



EMERGENCY  
LIGHTING

Version Available

**3**  
**YEAR**  
**WARRANTY**  
WITH ONLINE  
REGISTRATION

## FEATURES:

- High quality
- Robust and durable
- Mounting bracket with adjustable tilt and 1m lead wire
- IP65 Weatherproof
- Low glare glass used
- Emergency version available
- Photocell version available

## APPLICATIONS



COMMERCIAL



OUTDOOR



WAREHOUSE  
& STORAGE AISLES



WORK SITES

BRIGTH SOURCE

**100W**

# LED FLOODLIGHT

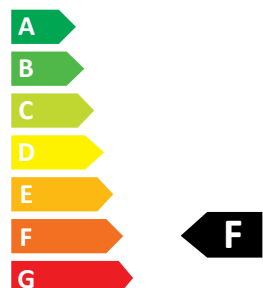
Includes 1m lead wire

Part No.	253082	253099
Emergency Part No.	253365	253372
DESCRIPTION	100W 6000K single colour <b>without</b> photocell	100W 6000K single colour <b>with</b> photocell
DIMENSIONS	270mm x 315mm x 75mm	
WEIGHT	3kg	
BODY COLOUR	Black	
POWER CONSUMPTION	100W	
INPUT VOLTAGE	AC 220V-240V	
COLOUR TEMPERATURE	6000K	
COLOUR RENDITION (CRI)	Ra >80	
LUMEN OUTPUT	10,000lm	
IP RATING	IP65	
BEAM ANGLE	120°	
CONSTRUCTION	Aluminium & Glass	
WORKING TEMPERATURE	- 20°C to + 40°C	
LIFETIME HOURS	25,000	
SWITCH CYCLES	15,000	
WARRANTY	1 year (+ 2 year extended warranty with online registration)	
CERTIFICATION	UKCA & CE & ERP	
EFFICACY RATING	100lm/W	



OPTION AVAILABLE

# BRIGHT SOURCE

**BRIGHT SOURCE**  
100W LED FLOODLIGHT**100**  
kWh/1000h

2021 No. 1093

# LED FLOODLIGHT

150W

Includes 1m lead wire



IP65  
RATED



1M  
LEAD WIRE



LOW GLARE  
GLASS



PHOTOCELL  
VERSION  
AVAILABLE



EMERGENCY  
LIGHTING

Version Available

**3**  
**YEAR**  
**WARRANTY**  
WITH ONLINE  
REGISTRATION

## FEATURES:

- High quality
- Robust and durable
- Mounting bracket with adjustable tilt and 1m lead wire
- IP65 Weatherproof
- Low glare glass used
- Emergency version available
- Photocell version available

## APPLICATIONS



COMMERCIAL



OUTDOOR



WAREHOUSE  
& STORAGE AISLES



WORK SITES

BRIGTH SOURCE

**150W**

# LED FLOODLIGHT

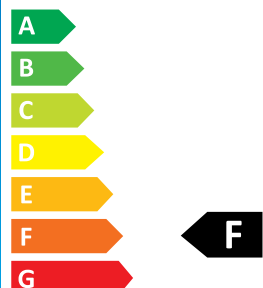
Includes 1m lead wire

Part No.	253105	253112
Emergency Part No.	253389	253396
<b>DESCRIPTION</b>	150W 6000K single colour <b>without</b> photocell	150W 6000K single colour <b>with</b> photocell
<b>DIMENSIONS</b>	300mm x 315mm x 75mm	
<b>WEIGHT</b>	3.25kg	
<b>BODY COLOUR</b>	Black	
<b>POWER CONSUMPTION</b>	150W	
<b>INPUT VOLTAGE</b>	AC 220V-240V	
<b>COLOUR TEMPERATURE</b>	6000K	
<b>COLOUR RENDITION (CRI)</b>	Ra >80	
<b>LUMEN OUTPUT</b>	15,000lm	
<b>IP RATING</b>	IP65	
<b>BEAM ANGLE</b>	120°	
<b>CONSTRUCTION</b>	Aluminium & Glass	
<b>WORKING TEMPERATURE</b>	- 20°C to + 40°C	
<b>LIFETIME HOURS</b>	25,000	
<b>SWITCH CYCLES</b>	15,000	
<b>WARRANTY</b>	1 year (+ 2 year extended warranty with online registration)	
<b>CERTIFICATION</b>	UKCA & CE & ERP	
<b>EFFICACY RATING</b>	100lm/W	



OPTION AVAILABLE

# BRIGHT SOURCE

**BRIGHT SOURCE**  
150W LED FLOODLIGHT**150**  
kWh/1000h

2021 No. 1093

# LED FLOODLIGHT

200W

Includes 1m lead wire



IP65  
RATED



1M  
LEAD WIRE



LOW GLARE  
GLASS



PHOTOCELL  
VERSION  
AVAILABLE



EMERGENCY  
LIGHTING

Version Available

**3**  
**YEAR**  
**WARRANTY**  
WITH ONLINE  
REGISTRATION

## FEATURES:

- High quality
- Robust and durable
- Mounting bracket with adjustable tilt and 1m lead wire
- IP65 Weatherproof
- Low glare glass used
- Emergency version available
- Photocell version available

## APPLICATIONS



COMMERCIAL



OUTDOOR



WAREHOUSE  
& STORAGE AISLES



WORK SITES

BRIGTH SOURCE

200W

# LED FLOODLIGHT

Includes 1m lead wire

Part No.	253129	253136
Emergency Part No.	253402	253419
DESCRIPTION	200W 6000K single colour <b>without</b> Photocell	200W 6000K single colour <b>with</b> photocell
DIMENSIONS	380mm x 380mm x 75mm	
WEIGHT	4.75kg	
BODY COLOUR	Black	
POWER CONSUMPTION	200W	
INPUT VOLTAGE	AC 220V-240V	
COLOUR TEMPERATURE	6000K	
COLOUR RENDITION (CRI)	Ra >80	
LUMEN OUTPUT	20,000lm	
IP RATING	IP65	
BEAM ANGLE	120°	
CONSTRUCTION	Aluminium & Glass	
WORKING TEMPERATURE	- 20°C to + 40°C	
LIFETIME HOURS	25,000	
SWITCH CYCLES	15,000	
WARRANTY	1 year (+ 2 year extended warranty with online registration)	
CERTIFICATION	UKCA & CE & ERP	
EFFICACY RATING	100lm/W	

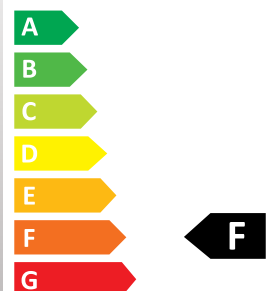


OPTION AVAILABLE

BRIGTH SOURCE



**BRIGTH SOURCE**  
200W LED FLOODLIGHT



**200**  
kWh/1000h



2021 No. 1093

# LED FLOODLIGHT

300W

Includes 1m lead wire



IP65  
RATED



1M  
LEAD WIRE



LOW GLARE  
GLASS



PHOTOCELL  
VERSION  
AVAILABLE



EMERGENCY  
LIGHTING

Version Available

**3**  
**YEAR**  
**WARRANTY**  
WITH ONLINE  
REGISTRATION

## FEATURES:

- High quality
- Robust and durable
- Mounting bracket with adjustable tilt and 1m lead wire
- IP65 Weatherproof
- Low glare glass used
- Emergency version available
- Photocell version available

## APPLICATIONS



COMMERCIAL



OUTDOOR



WAREHOUSE  
& STORAGE AISLES



WORK SITES

BRIGTH SOURCE



**300W**

# LED FLOODLIGHT


Includes 1m lead wire

Part No.	253143	253150
Emergency Part No.	253426	253433
<b>DESCRIPTION</b>	300W 6000K single colour <b>without</b> photocell	300W 6000K single colour <b>with</b> photocell
<b>DIMENSIONS</b>	440mm x 430mm x 75mm	
<b>WEIGHT</b>	5.8kg	
<b>BODY COLOUR</b>	Black	
<b>POWER CONSUMPTION</b>	300W	
<b>INPUT VOLTAGE</b>	AC 220V-240V	
<b>COLOUR TEMPERATURE</b>	6000K	
<b>COLOUR RENDITION (CRI)</b>	Ra >80	
<b>LUMEN OUTPUT</b>	30,000lm	
<b>IP RATING</b>	IP65	
<b>BEAM ANGLE</b>	120°	
<b>CONSTRUCTION</b>	Aluminium & Glass	
<b>WORKING TEMPERATURE</b>	- 20°C to + 40°C	
<b>LIFETIME HOURS</b>	25,000	
<b>SWITCH CYCLES</b>	15,000	
<b>WARRANTY</b>	1 year (+ 2 year extended warranty with online registration)	
<b>CERTIFICATION</b>	UKCA & CE & ERP	
<b>EFFICACY RATING</b>	100lm/W	



OPTION AVAILABLE

# BRIGHT SOURCE

**BRIGHT SOURCE**  
300W LED FLOODLIGHT**300**  
kWh/1000h